

PRESTIGE

UNDERWRITING

CUSTOMER GUIDANCE

FIRE RISKS IN THE HOME



For many people their home is their ultimate safe place, however it is important to be aware of potential fire hazards and those necessary steps you can take to try and prevent a fire breaking out in the home.

While you can't control everything, we have outlined some Fire Safety Tips & Advice for you to be aware of to help reduce the risk of a fire at your property.

1. Test your Smoke Alarm Regularly

Testing your smoke alarm is easy as pressing the little button on the alarm. If it beeps weakly, then you need to change the batteries ASAP.

2. Inspect Heating Sources

If your heating sources aren't working properly, they could increase the chances of a fire happening. It is recommended you have them checked annually by a professional to try to avoid the risk of a fire.

3. Cooking

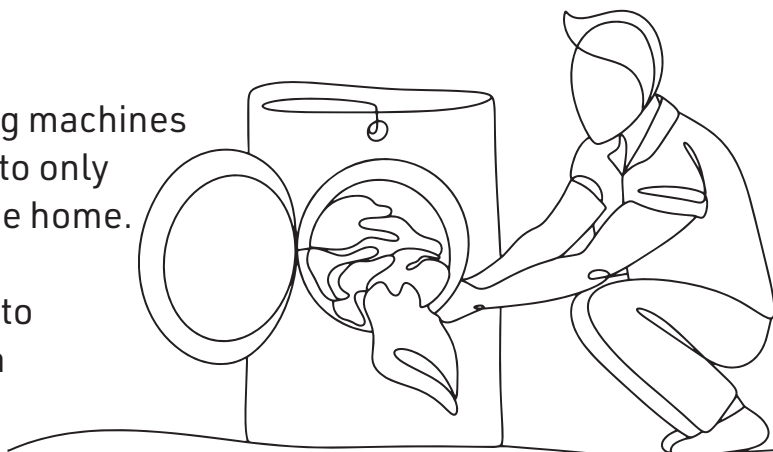
Never leave naked flames uncovered. A few seconds is all it takes for a fire to break out. Therefore, you should never leave cooking unattended, especially if you are frying anything. If you must leave the kitchen for any reason, turn off all hobs until you return. Or ask someone to pop into the kitchen to watch the food until you are back.



Also remember material things in the kitchen such as curtains, tea towels, cloths etc. Make sure none of these are hanging close to the stoves or other cooking devices, they can easily catch fire.

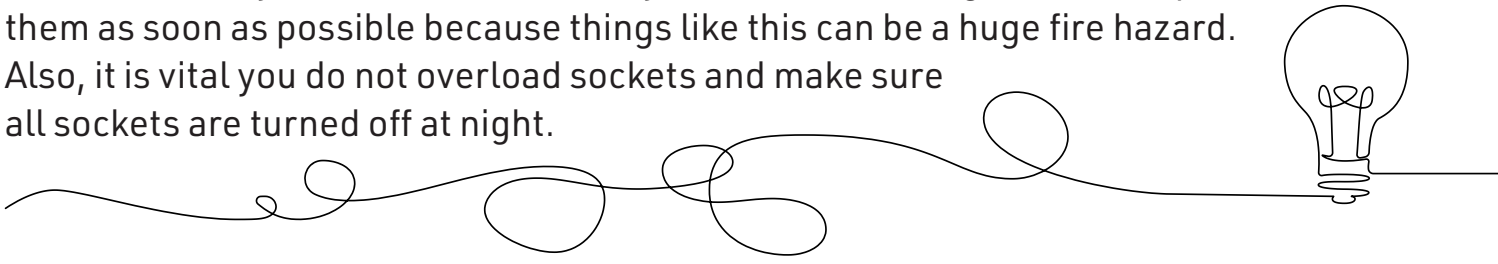
4. Household Appliances

This includes fridges, freezers, washing machines and tumble dryers. It is recommended to only use such appliances when you are in the home. Also ensure you have yearly checks / inspections carried out and remember to regularly clean out the filters to avoid a build-up of fibres.



5. Electrical Leads and Extension Leads

It is a good habit to check leads and wires every time you plug something in. Look out for frayed or chewed wires. If you do notice damaged wires, replace them as soon as possible because things like this can be a huge fire hazard. Also, it is vital you do not overload sockets and make sure all sockets are turned off at night.



6. Candles

Everyone loves scented candles, but you must be extra careful when using candles as they easily cause fires. Make sure you blow them out before you exit a room and keep them far away from blankets or other objects. Also keep them out of reach from pets or young children.




7. Electrical Products

Be extremely careful when using hair styling straighteners or curling wands. Never leave them on a soft furnishing surface such as chairs, carpet or bedding and always plug them out when finished as they can easily catch fire. It is also important to be cautious with charging devices, phones, toys, etc. Don't leave chargers plugged in as charging ports can overheat.

8. Open Fires

Never leave the fireplace unattended when you have a live fire burning. When you throw the ashes away, make sure you've given them more than enough time to cool down.



Dispose of them in a metal container that is designated just for the ashes. Also be mindful about any stray sparks which could escape and catch fire to flooring, rugs etc. It is important to use a fire guard for extra safety.